

CLO BRIEFING


Country Entry How-to Guide and FAQs

Version 2

These Briefing Materials have been prepared for you as CLO to support you in fulfilling your role. There are many steps to prepare for international travel and potentially the rules can change, so please keep checking the CLO Portal for the latest information. The content in the CLO briefing slides is additional detail to support you in your role as a CLO, which is aligned to the Playbooks.

The information applies to **arrivals after 4th January 2022**

Games Delivery Office / COVID-19 Support
December 22, 2021



VERSION CONTROL

Version 1 – Published 09 December 2021

Version 2 – Published 22 December 2021

Updates included in Version 2 include:

- ⊕ Slide 4 – links to Playbooks Version 2
- ⊕ Slide 11 – new action for CLOs helping participants find their accreditation number
- ⊕ Slide 20 – new update on what to advise Games participants if they do not have a medical certificate to confirm their recovery date of a previous COVID-19 infection
- ⊕ Slide 25 – new update on applying for approved COVID-19 testing providers

⊕ Throughout these slides, this symbol indicates updates since the last version



CONTENTS

Where to find help	4
Before You Travel Participant Checklist	5
Games Participant Scenarios	6
Before You Travel Forms To Complete	7
BEFORE YOU TRAVEL	9-10
Frequently Asked Questions	
How to find an accreditation number	11
AT LEAST 14 DAYS BEFORE DEPARTURE	13-14
Frequently Asked Questions	
Medical Exemption From Vaccination	15
Frequently Asked Questions	16

AT LEAST 8 WORKING DAYS BEFORE DEPARTURE	18
Eligibility Form	
Frequently Asked Questions	19
Missing Medical Certificate On Previous COVID-19 Infection	20
WITHIN 96 HOURS OF DEPARTURE	22-23
COVID-19 related tests	
Frequently Asked Questions	24
Applying for approved COVID-19 testing providers	25
AFTER RECEIVING NEGATIVE TESTS RESULTS	27
Quick Guide – Green Health QR Code	
Frequently Asked Questions	28
WITHIN 24 HOURS OF DEPARTURE	30
Quick Guide – Customs Health Declaration QR Code	
Country Entry – Pre Departure – QR Codes Summary	31

WHERE TO FIND HELP

Participant Publications

Beijing 2022 Playbooks



[The Playbook Athletes and Team Officials Version 2 December 2021](#)



[The Playbook RHBs-IFs-TOP-OF-PF-Press-Workforce Version 2 December 2021](#)

CLO Support Materials

[CLO Briefing Slides Documents Required For Travel / Country Entry Version 2](#)



Guidance with which forms to complete, who needs to fill in what and by when, COVID-19 related tests required to take before travel

[CLO Briefing Slides Country Entry How-to Guide and FAQs](#)



This current document which includes links to forms, how-to complete steps in the 'Before You Travel' process and frequently asked questions to CLOs

[User Guides](#)



Detailed step by step guides with instructions on what information should be inserted in various fields in the form

[CLO Briefing – Websites and Smartphone Applications Version 1](#)

[Green Health QR Code Application Form Instructions](#)

[CLO Portal FAQs](#)



Where you can find common questions and answers related to the Playbooks

Live Support

[Beijing 2022 FA Counterpart](#)



Your FA counterpart you regularly communicate with

[CLO Portal Post a question](#)



Posts here will serve as a community (public) "message board". CLOs can post general questions here (questions that affect/impact all CLOs).

[CLO Portal Technical support](#)



For any issues related to the use of the Portal (i.e. access, functionality), use one of these options:
By phone: +41 621 60 20
By email: Beijing2022CLOPortalTecSupport@olympic.org
Or book a 20 minute appointment with a technical support agent (via the book an appointment button on the CLO Portal User Guide section)

[‘My2022’ User support](#)



If you need support using 'My 2022', phone +86-10-66689901 or email My2022-Tech@beijing2022.cn for help in both Chinese and English.

[IOC/IPC GDO COVID-19 Support Team](#)



For any questions relating to your role as a CLO, contact the IOC/IPC GDO COVID-19 Support team by emailing: covidsupport@olympic.org

BEFORE YOU TRAVEL PARTICIPANT CHECKLIST

Step	When to complete	Checklist of steps a Games participants must complete and documents to submit in preparation for travelling to China
1	Before you travel	<ul style="list-style-type: none"> ✓ Read and understand Playbook version 2 ✓ Obtain medical treatment and repatriation insurance, including cover for COVID-19 (some stakeholder groups are covered by Beijing 2022) ✓ Book accommodation and make a note of the address (Olympic and Paralympic Villages or Beijing 2022 contracted hotel) ✓ Confirm travel itinerary has been entered via the Arrivals and Departures System, by the deadline ✓ Prepare a list of the people I will spend time with regularly while in China and provide a list to my CLO ✓ Pack enough masks (KN95, N95, FFP2, or equivalent) to last throughout my stay in China ✓ Prepare to bring any relevant medical information (in English original/translated version) with you to the Games ✓ Receive my Pre-Valid Card (PVC) or visa ✓ Download the My 2022 smartphone application and log into the Beijing 2022 Health Monitoring System (HMS) area of the app (available from 20 December)
2	At least 14 days before departure	<ul style="list-style-type: none"> ✓ I'm fully vaccinated at least 14 days before travelling to China or my request for medical exemption from vaccination has been submitted to Beijing 2022 by my organisation's Chief Medical Officer / Medical representative ✓ I'm keeping my physical interactions to a strict minimum during the 14 days before I travel to China ✓ Upload my vaccination certificate to the Beijing 2022 HMS
3	Daily from 14 days before departure	<ul style="list-style-type: none"> ✓ Take my temperature daily and track it in the Beijing 2022 HMS, for the 14 days before my departure for China
3a	14 days prior to start of Games-time role	<p>Note: Only complete this step if I'm defined as a 'Resident of China' entering the Closed Loop</p> <ul style="list-style-type: none"> ✓ Take my temperature daily and track it in the Beijing 2022 HMS, for the 14 days prior to the start of my Games-time role
3b	At least 8 working days before departure	<p>Note: Only complete this step if I have been previously infected and recovered from COVID-19</p> <ul style="list-style-type: none"> ✓ Submit a medical/laboratory certificate that proves my infection and recovery to Beijing 2022 phs_1@beijing2022.cn ✓ Submit completed form to Beijing 2022 'For Overseas Games-related Personnel Previously Infected with COVID-19' ✓ I've been informed by Beijing 2022 I am eligible for travel to China, I've received my returned form signed and stamped
4	Within 96 hours of departure	<p>Note: 96 hours of departure of final flight to China (or the final leg of the flights, if travelling indirectly to China)</p> <ul style="list-style-type: none"> ✓ Take all my necessary COVID-19 related tests required to enter China . Everyone must take two PCR tests, one of the two tests must be within 72 hours of departure.
5	After receiving negative test results	<ul style="list-style-type: none"> ✓ Complete the Green Health QR Code online form and upload required documents (including test result certificate) https://hrhk.cs.mfa.gov.cn/H5/ ✓ Take a screenshot of the green QR code to show at the airport
6	Within 24 hours of departure	<ul style="list-style-type: none"> ✓ Check-in for my flight (make a note of my seat number) ✓ Complete the 'Customs Health Declaration QR Code form https://health.customsapp.com ✓ Take a screenshot of the QR code to show when boarding my flight and on arrival in China

GAMES PARTICIPANT SCENARIOS

The preparation a Games participant needs to do before they travel to China, and the COVID-19 related tests required, will vary depending on their vaccination status and whether they have previously been infected with COVID-19. To support and guide your participants, you first need to understand their individual specific situation. They may fall into one of these scenarios:



Scenario A
Fully vaccinated,
without any
previous COVID-
19 infection



Scenario B
Fully vaccinated and
have previously
been infected with
COVID-19



Scenario C
Not fully vaccinated
and have not previously
been infected with
COVID-19



Scenario D
Not fully vaccinated
and have previously
been infected with
COVID-19



Scenario E
Not fully vaccinated,
meets the criteria for
medical exemption
as specified in the
Playbook (only
Athletes and Team
Officials can request
exemption)



Scenario F
Resident of China
entering Closed
Loop

Scenario B1

Recovery from COVID-19
MORE than 30 days to
planned departure to China

Scenario B2

Recovery from COVID-19
LESS than 30 days to
planned departure to China




Scenario D1

Recovery from COVID-19
MORE than 30 days to
planned departure to China

Scenario D2

Recovery from COVID-19
LESS than 30 days to
planned departure to China

BEFORE YOU TRAVEL – FORMS / DOCUMENTS TO SUBMIT

Form to complete	What it looks like	Where to find it	How to submit	Who needs to fill it in	When to complete	Output
All Travellers Entering China						
Green Health QR Code Name of the form to complete is 'Health Declaration Certificate'		https://hrhk.cs.mfa.gov.cn/H5/ Or CLICK HERE Or via My2022 app	Submit the form online	All travellers entering China	After receiving negative test results from the last test done from the Chinese approved laboratory i.e. the one within 72 hours of departure	Green Health QR Code
Customs Health Declaration QR Code Name of the form to complete is 'Customs Health Declaration'		https://health.customsapp.com Or CLICK HERE Or via My2022 app	Submit the form online	All travellers entering China	A maximum of 24 hours before your arrival in China and after check-in for your flight (or final leg of the flights if travelling indirectly) flight(s) and seat number known	Customs Health Declaration QR code
Only for Games participants who have previously had COVID-19						
Eligibility Form Name of form to complete is 'For Overseas Games-related Personnel Previously Infected with COVID-19'		CLICK HERE	Email the form to: phs_1@beijing2022.cn	Games participants who have been previously infected and recovered from COVID-19	At least 8 working days before departure but as far in advance as possible	Signed and stamped document returned by Beijing 2022
Medical/laboratory certificates	Certificates must be in English and prove infection and recovery (dates of infection and recovery, if possible)	From the participant's medical professionals in own country	Email the form to: phs_1@beijing2022.cn	Games participants who have been previously infected and recovered from COVID-19	At least 8 working days before departure but as far in advance as possible	Signed and stamped document returned by Beijing 2022

1. BEFORE YOU TRAVEL

- **FREQUENTLY ASKED QUESTIONS**

Step	When to complete
1	Before you travel
2	At least 14 days before departure
3	Daily from 14 days before departure
3a	14 days prior to start of Games-time role
3b	At least 8 working days before departure
4	Within 96 hours of departure
5	After receiving negative test results
6	Within 24 hours of departure



BEFORE YOU TRAVEL - FREQUENTLY ASKED QUESTIONS



Common questions from participants

Answer

I need to add in my address in China, what is it?

In the playbook it states, 'Your address in China must include the street, community, building/house/apartment number, or hotel address'. If the participant is staying at the village, they should enter **Winter Olympic/Paralympic Delegation Residency**. If they are staying in other accommodation and do not know their address, they should enter **Winter Olympic/Paralympic Delegation Residency**

Is there a form to fill in to provide my CLO a list of people I'll spend time with regularly in China?

No there isn't a standard form. As CLO, you can agree between you and your delegation how you want to collect the information. It does not need to be submitted to Beijing 2022 but you may be asked for it as part of contact tracing in the occurrence of a positive COVID-19 test result.

I have not received my Pre-Valid Card (PVC) and it's 15 working days before my departure to China, what happens now?

The participant will need to obtain a visa instead by asking their Beijing 2022 FA counterpart to provide a letter of invitation for the participant's visa application. Inform the participant to begin their visa application through their Chinese Embassy/Consulate – at least seven working days before departure.

Can I plan my flights to arrive into any airport in China?

No. The first point of entry must be Beijing Capital International Airport (PEK).

Do I need to quarantine when I arrive in China?

Not if you are fully vaccinated according to the requirements of the country/region of residence or national health authority where the vaccine was administered. It will be mandatory to be fully vaccinated at least 14 days prior to departure for China, in order to be allowed in the closed loop system without quarantine. If the participant is not fully vaccinated, they will need to quarantine for 21 days upon arrival in Beijing.

Where can I move around and visit within the Closed Loop?

For a list of permitted destinations (primary) that all stakeholders can visit in the Closed Loop, please [CLICK HERE](#). Please note for participants who will be visiting any of these destinations between 04-22 January 2022, they will need to agree a plan with their FA counterpart at least 15 days in advance of their visit.

When do I need to download the 'My 2022' smartphone application

At least 14 days before departure to China, but as far in advance as possible

How do I use the My2022 app?

For detailed information on My2022 app, please refer to CLO Briefing slides – Websites and Smartphone Applications, please [CLICK HERE](#)

BEFORE YOU TRAVEL - FREQUENTLY ASKED QUESTIONS



Common questions from participants

Answer

What types of face masks meet the requirement?

Participants must properly wear a face mask at all times (KN95, N95, FFP2, or equivalent standard of protection recognised in your country/ region of residence) without an inhalation valve (except when training/competing (applicable to Athletes), eating, drinking or when alone)

Who is my contact person in China that I need to put on my Customs Health Declaration QR Code form?

For a list of contacts, please [CLICK HERE](#)

My 2022 App. According to playbook the App is available already on all stores. We have downloaded it but for registering within the APP a Chinese mobile number is required. Can you please advise how to process without having Chinese mobile phone number?

The My 2022 App is currently available to download from the Apple store but not the Google Play store. This should come online shortly. In order to register in the My 2022 App participants should select 'switch login method' and use their accreditation card number. Should the participant have issues accessing the My 2022 App then they can also access the Health Monitoring Service (HMS) through their PC or web browser at <https://hms.beijing2022.cn/>. Please note that the HMS is still under construction and due to be released shortly.

My 2022 App. I have downloaded the app and have tried to log in using my accreditation number for my username and the last six digits of my passport for my initial password, but this doesn't work, is the app completely active?

Once the app is installed, open it and agree to the User Agreement and Privacy Policy. Go to 'Me' at the bottom of the screen and switch to 'Login with accreditation card'. Enter your accreditation card number with your associated passport/travel document date of issue (format: YYYYMMDD) for your initial password. Complete the CAPTCHA. Change your password as soon as you are first logged in. Your new password should contain a combination of numbers, letters (case sensitive) and special characters, no less than eight characters but no more than 20 characters. You will need to log in again after resetting the password. Further guidance will be made available on using My2022 in due course (and will be shared through the CLO Portal).

I have tried to use the website <https://hms.beijing2022.cn> but this doesn't seem to be active yet, do you have a date when we will be able to use this please?

Active HMS functionality in the My 2022 App is scheduled to go live 20 December

I can't find the My 2022 app, I have an Android phone, however others told me they can find it on their iPhone. When will it be available on Android phones?

As of 09 December 2021, the My 2022 App is not currently available on Google Play store. It is planned to come online shortly. As an alternative to using the Health Monitoring Service (HMS) in the My 2022 App, participants can access it through a PC or web browser at <https://hms.beijing2022.cn/>. Please note that the HMS is still under construction and due to be released shortly.

HOW TO FIND YOUR ACCREDITATION NUMBER

I'm trying to access the My 2022 app, Health Monitoring System and it's asking me to put in my accreditation number. Where can I find my accreditation number?

Your accreditation card number are the first seven digits found here

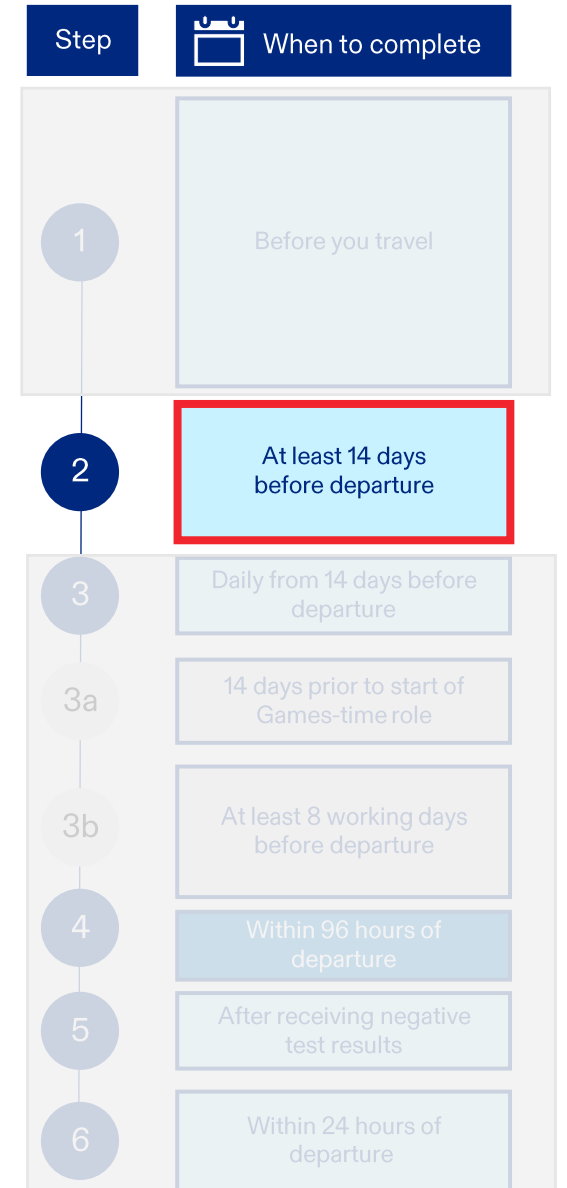


CLO ACTION

Participants will need their PVC number when logging onto the My 2022 Health Monitoring System (HMS). Work with whomever is responsible for accreditation in your organisation to distribute PVC numbers to participants if they have not yet received their physical cards.

2. AT LEAST 14 DAYS BEFORE DEPARTURE

- COVID-19 AND VACCINATION FREQUENTLY ASKED QUESTIONS
- MEDICAL EXEMPTION FROM VACCINATION
- MEDICAL EXEMPTION FROM VACCINATION FREQUENTLY ASKED QUESTIONS



COVID-19 – FREQUENTLY ASKED QUESTIONS



Common questions from participants

Answer

I'm fully vaccinated, how do I know if my vaccine is recognised by Beijing 2022?

Recognised vaccines are those approved by the World Health Organisation, other relevant international organisations or relevant national/regional authorities.

What is the definition of fully vaccinated?

Participants are considered fully vaccinated according to the requirements of their country/region of residence or national health authority where the vaccine was administered. This may be with one, two or three vaccinations, depending on the requirements, type of vaccine and their personal medical history, or if not eligible for full vaccination according to the requirements of their country of residence, due to proven previous infection. It is important for participants to consider the number of doses they require and the timing of the doses they need to complete 14 days before departure, in order to be fully vaccinated in time.

I am not fully vaccinated, can exceptions be accepted?

A medical exemption from vaccination can be requested for Athletes and Team Officials only. Support the participant to obtain official medical documents from their health authorities and/or the doctor in their country of residence, and provide to the medical expert panel to review the individual case. (see slide 15 for a list of the medical conditions that could grant an exemption and an explanation of the process of how the participant can request an exemption)

How do I obtain medical exemption from being vaccinated?

A medical exemption from vaccination can be requested for Athletes and Team Officials only.
Guide the participant through the process on slide 15

I've previously had COVID-19, can you send me the application form that is referred to in the Playbook

Send the participant the form called '**Form For Overseas Games related Personnel previously infected with COVID-19**'. It can be located on the CLO Portal [CLICK HERE](#)

Can you please confirm that people fully vaccinated who have never had Covid can enter China with any additional test procedure except their own green pass?

The entry requirements detailed in the Playbooks have been agreed between the IOC, Beijing 2022 and the Chinese authorities as part of the overall countermeasures to protect against the transmission of COVID-19. These are specific arrangements for Games Participants, who will enter the Closed Loop for the duration of their stay in China, and are therefore different from the standard entry requirements.

COVID-19 – FREQUENTLY ASKED QUESTIONS



Common questions from participants

Answer

For people who are fully vaccinated and have been previously infected with COVID in which case need to submit documents to Beijing 2022 for review, are there any specific requirements of the 'medical/laboratory certificates that prove your infection and recovery'?

No specific format for the 'medical / laboratory certificates' have been set to respect that different countries health authorities will have issued their own documents. Certificates should provide clear information on dates of infection and recovery, and detail the full name of the Games Participant.

Is there a minimum time frame prior to travel to China to submit the Beijing 2022 Eligibility assessment form to [pks_1@beijing2022.cn](mailto:phs_1@beijing2022.cn)?

Yes the eligibility assessment form should be submitted as early as possible, no later than 8 working days before planned departure.

Is there a minimum time range of Covid-19 infection and recovery before travel to China when the Beijing 2022 Eligibility assessment form does not need to be submitted for approval ?

No, any previously confirmed COVID-19 infection should be documented accordingly.

The Playbooks inform us to do two PCR tests within 96 hours. However when I booked an appointment at one of the approved testing providers by the Chinese Embassy, they mentioned I should also do an antibody test as well as the PCR tests. Is the Playbook or Chinese Embassy correct?

At present, standard non Games international travel to China requires travellers to take an IgM antibody test. However Games participants do not need to follow the standard "normal" traveller testing requirements and are to follow the measures set out in the Playbooks. Please note that some consulates may be unfamiliar with the specific Games requirements.

My pre departure PCR test result came back as positive, what should I do?

You should advise the participant they must not travel to China and they should immediately begin self-isolation in line with their local rules. As CLO, you should make a record of their symptoms, test results and close contacts, as well as inform Beijing 2022 and agree next steps.

MEDICAL EXEMPTION FROM VACCINATION

Medical exemption requests are available for Athletes and Team Officials only and NOT available for all other stakeholder groups

A participant may advise you as their CLO that they are unvaccinated for a particular reason and they would like to request a medical exemption from vaccination, to enable them to go to the Games. Exceptions may be granted for athletes and team officials on a case-by-case basis, based on medical reasons. Participants from other stakeholder groups are unable to request a medical exemption. If you receive this request, please follow the following guidance.

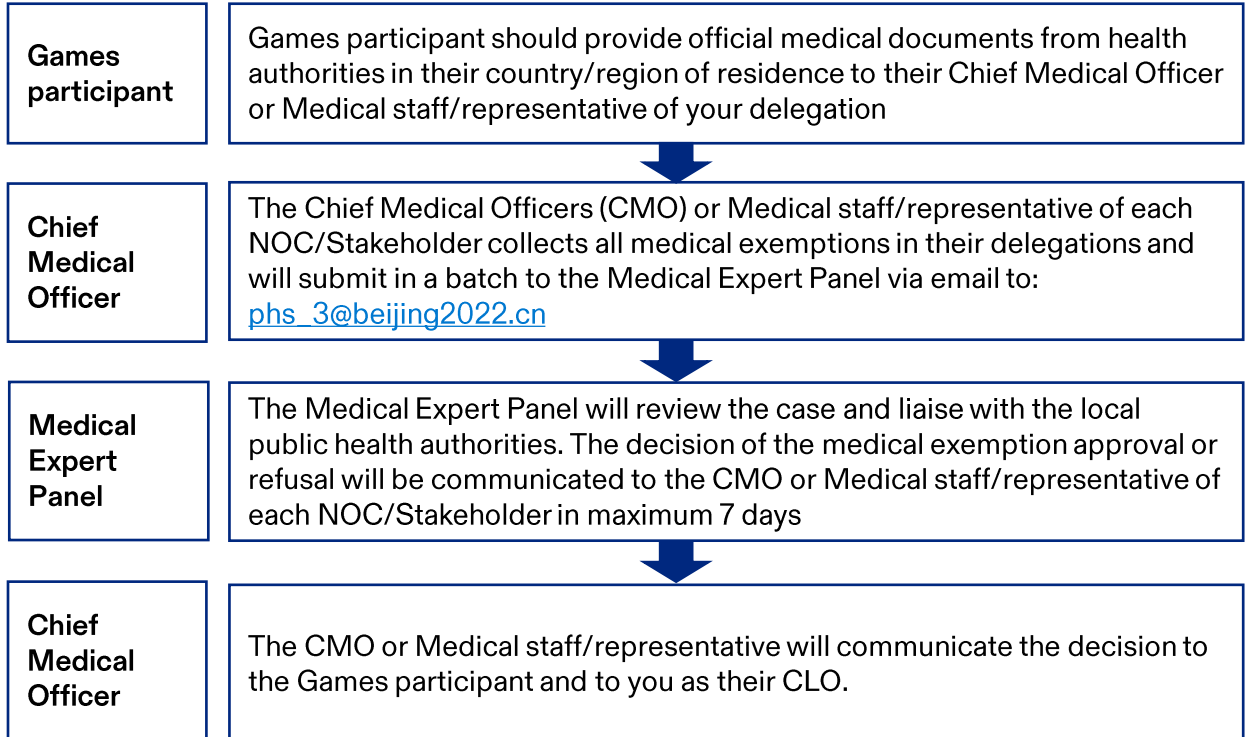
Check the participant meets the criteria as outlined in the Playbook

The detailed criteria for a medical exemption have been established by a joint panel of medical experts nominated by Beijing 2022 and the IOC/IPC. These criteria include:

- Severe allergic reaction or anaphylaxis to a component of a COVID-19 vaccine*
 - Myocarditis or Pericarditis following a mRNA COVID-19 vaccine*
 - Serious adverse event following immunisation (e.g. results in hospitalisation)*
 - Thrombosis with thrombocytopenia syndrome (TTS)/Vaccine-Induced Immune Thrombotic Thrombocytopenia (VITT) following the COVID-19 vaccine*
 - Pregnant women coming from a country where vaccination is not approved during pregnancy and/or post-partum period
 - Use of any immunosuppressive agents
 - Vaccination not open to your age group in your country/region of residence
- *If reactions appear after the first dose, you are exempt from the following dose(s)

Reference: Playbook Athlete and Team Officials, page 7

Support the participant to request a medical exemption through the following process



MEDICAL EXEMPTION FROM VACCINATION - FREQUENTLY ASKED QUESTIONS



Medical exemption requests are available for Athletes and Team Officials only and NOT available for all other stakeholder groups

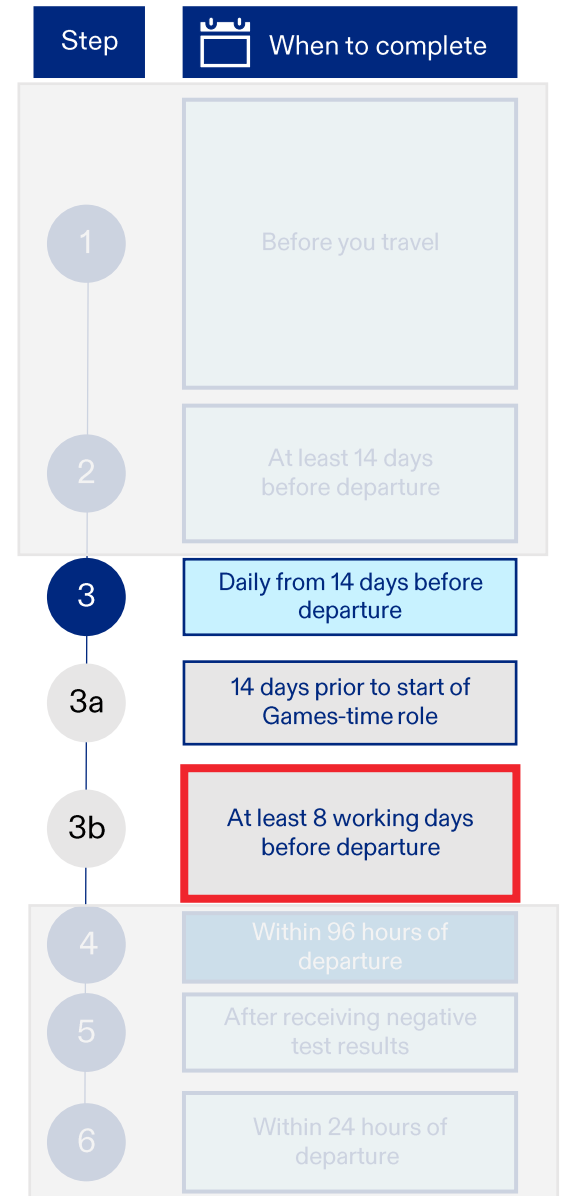
Common questions from participants	Answer
If the request for medical exemption is rejected, is there enough time to either get fully vaccinated 14 days before departure or enough time to travel to China and quarantine for 21 days?	The IOC and IPC have encouraged athletes and officials to be vaccinated, where appropriate, prior to participating in the Games, through "access" support programmes. This supports reducing infection and transmission risk. The ability to receive further vaccinations in such timeframes will depend on a participant's own circumstances and their national health authority policies. Should a medical exemption not be granted and the participant is required to quarantine for 21 days, then the implications of the required operations will be reviewed with the NOC/NPC.
What happens if my medical exemption is not approved?	Participants, CLOs and / or their Medical Staff (depending on structure of organisation) will be notified that a vaccine exemption has not been approved, via the same email address that the application was made from. This is not a barrier to travel, but does require the participant to quarantine for 21 days on arrival. In such a scenario the participant should begin planning for 21 days quarantine on arrival or assess if further vaccinations are possible at least 14 days prior to departure.
My medical exemption has not been approved, I'm prepared to quarantine for the 21 days but now there isn't enough time, what should I do?" – need to bring forward your travel date	You are encouraged to submit your medical exemption from vaccination application as early as possible. If it becomes clear that you will be required to quarantine for 21 days from arrival then we would advise earlier travel, to limit the impact on any Games operations.
What does it mean to be eligible?	Those eligible for medical exemption will be entitled to the same closed loop management as those that are fully vaccinated. The closed loop system allows you to enter China without undergoing a compulsory 21-day quarantine, subject to you being fully vaccinated.



Tip: start the process to request a medical exemption as far in advance as possible and factor in the processing time into travelling to China meeting all requirements

3B. AT LEAST 8 WORKING DAYS BEFORE DEPARTURE

- ELIGIBILITY FORM AND PROCESS



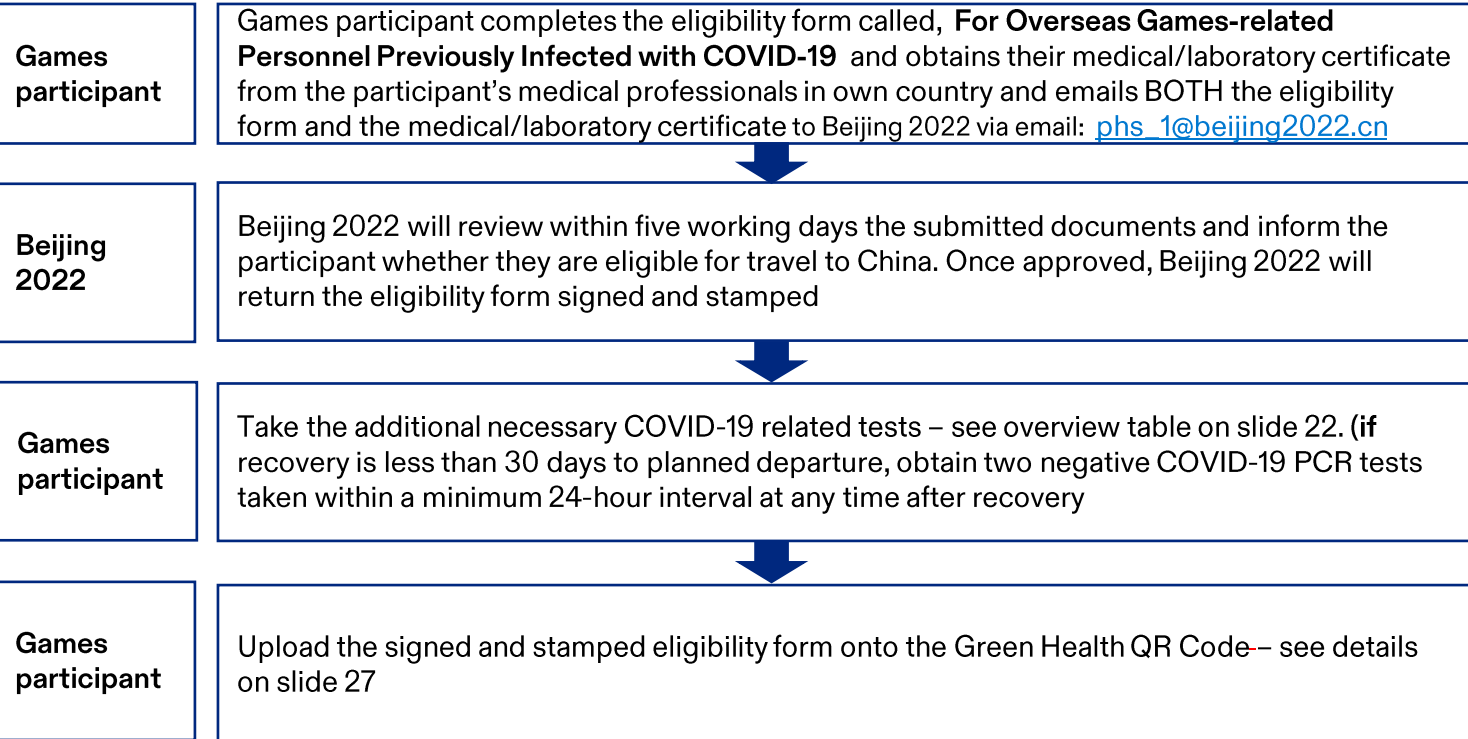


ELIGIBILITY FORM – FOR OVERSEAS GAMES-RELATED PERSONNEL PREVIOUSLY INFECTED WITH COVID-19

If a Games participant is travelling from overseas and have previously been infected with a confirmed case of COVID-19, then they are required to complete the eligibility form called, **For Overseas Games-related Personnel Previously Infected with COVID-19** and submit this to Beijing 2022 along with supporting documents, **at least eight working days** before departure but as far in advance as possible.

The form can be found on the CLO Portal. [Click here to locate 'Eligibility Form'](#)

Support participant to submit the form through the following process



北京 2022 年冬奥会和冬残奥会 涉冬奥境外新冠肺炎既往感染者声明 For Overseas Games-related Personnel Previously Infected with COVID-19

编号 No.: □□□□□□□□□□□□

姓名 Name		性别 Gender		国籍 Nationality	
护照号 Passport No.		PVC 卡号 PVC No. (If applicable)		始发国 Country of Departure	
末次阳性检测时间 Time of Your Last Positive Test Result		首次转阴检测时间 Time Your Test Result First Turned Negative		中转国 (如有请提供) Country of Transfer (If Any)	
计划来华时间 Planned Departure Time for China		首次转阴时间至 计划登机来华时间间隔 Duration (days) between Your Test Result First Turned Negative and your Departure Flight Time		Days 天	
<p>本人承诺: 所提供的全部信息及材料真实可靠, 如存在虚报瞒报, 本人将承担全部责任。 I declare that all the information and materials I provide hereby are true and reliable. Should I make any false or under-reporting, I will bear all the related consequences.</p> <p>申请人签字: _____ 签字日期: _____ Signature: _____ Date: _____</p>					
北京冬奥组委填写					
<p>经审核, 申请人所提交材料 _____ (符合 / 不符合)《北京 2022 年冬奥会和冬残奥会涉冬奥境外新冠肺炎既往感染者材料审核流程》要求, 请于不早于上述表格中“计划来华时间”来华。</p> <p>签发人: _____ 签发机构: _____ 日期: _____ 北京冬奥组委疫情防控办公室 (北京冬奥组委运动会服务部代章)</p>					



ELIGIBILITY FORM – FREQUENTLY ASKED QUESTIONS



Common questions from participants	Answer
Where can I find the 'eligibility form' and where do I need to send it?	Send the participant the form called ' Form For Overseas Games related Personnel previously infected with COVID-19 '. It can be located on the CLO Portal CLICK HERE
Does previously having COVID-19 prevent me from travel to China?	A previous confirmed infection that has been recovered from (proved by the results of the pre departure tests required) does not prevent travel to China. A current infection of COVID-19 does prevent travel to China, until a participant can prove they have recovered from the infection through relevant testing
How long will it take for the form to be reviewed and be notified of permission to travel to China?	Responses should be received within 5 working days of submission.

MISSING MEDICAL CERTIFICATE ON PREVIOUS COVID-19 INFECTION

We have received many questions on this topic and are pleased to share with you an updated position on what you as CLOs can advise any Games participants in your organisation who have the following question:

+ New update regarding medical certification on previous COVID-19 infection

Question: I was infected with COVID last year but do not have a “medical certificate” to confirm my recovery date? What information must the “medical certificate” include?

Answer: You are required to follow the pre departure testing according to your respective medical history / health situation as detailed in the Playbook.

For those people who have been previously infected (more than 30 days from your planned departure to Beijing) there is no specific template for this medical certificate as these vary per health authority, medical practitioner and testing provider depending on their standard practices (such as Certificate of Recovery or test result certificate).

If a Certificate of Recovery is not available or not possible to source, a negative PCR test following your infection is sufficient evidence to confirm your recovery from COVID-19.

If neither of these medical documents to prove your recovery are available, and those documents are not possible to source retrospectively, then the date of your COVID-19 infection must be detailed in the application form found [HERE](#) that each CLO must provide to their delegation members who have been previously infected with COVID-19 for Beijing to review.

If your recovery is within 30 days of your planned departure, you will need to provide negative test results from two COVID-19 (PCR) tests taken with a minimum 24-hour interval at any time after your recovery as set out in Playbook.

Please note all information indicated above must be provided to Beijing 2022 for review at least eight working days before your planned departure.

北京 2022 年冬奥会和冬残奥会 涉冬奥境外新冠肺炎既往感染者声明

For Overseas Games-related Personnel Previously Infected with COVID-19

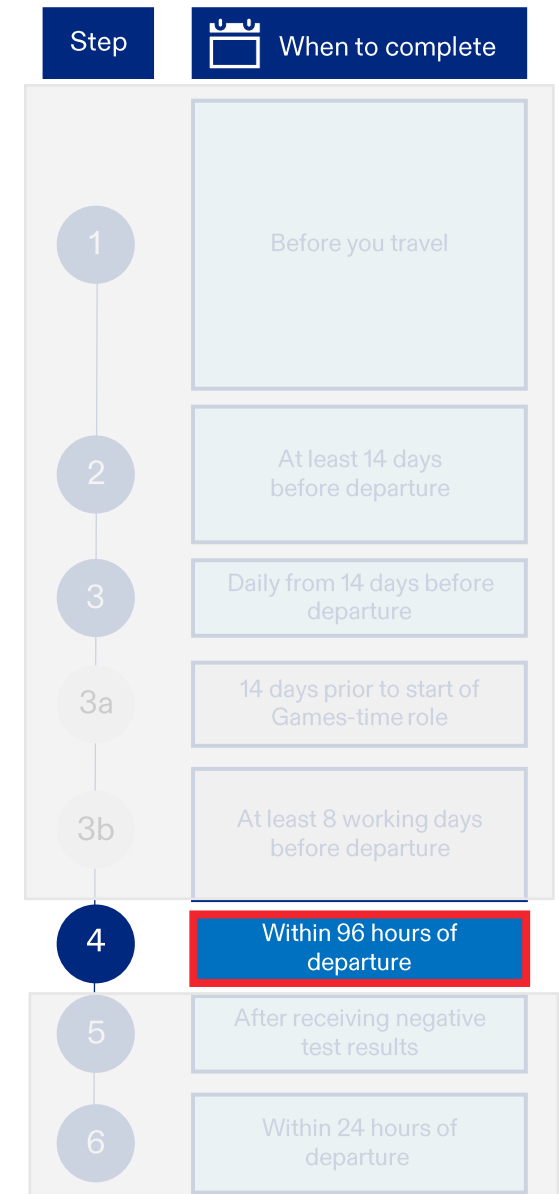
编号 No. :

姓名 Name		性别 Gender		国籍 Nationality	
护照号 Passport No.		PVC 卡号 PVC No. (If applicable)		始发国 Country of Departure	
末次阳性 检测时间 Time of Your Last Positive Test Result		首次转阴检 测时间 Time Your Test Result First Turned Negative		中转国 (如有请提供) Country of Transfer (If Any)	
计划来华时间 Planned Departure Time for China		首次转阴时间至 计划登机来华时间间隔 Duration (days) between Your Test Result First Turned Negative and your Departure Flight Time			Days 天






Add the date of your COVID-19 infection here instead if you do not have a negative PCR test following your infection

4. WITHIN 96 HOURS OF DEPARTURE

- COVID-19 RELATED TESTS



OVERVIEW OF NECESSARY COVID-19 RELATED TESTS REQUIRED TO ENTER CHINA

	 Scenario A Fully vaccinated, without any previous COVID-19 infection	 Scenario B Fully vaccinated and have previously been infected with COVID-19	 Scenario C Not fully vaccinated and have not previously been infected with COVID-19	 Scenario D Not fully vaccinated and have previously been infected with COVID-19	 Scenario F Resident of China entering Closed Loop
Medical/laboratory certificate Eligibility form called 'For Overseas Games-related Personnel Previously Infected with COVID-19'	No	Yes Plus as part of the eligibility assessment, if recovery is less than 30 days to planned departure, obtain two negative COVID-19 PCR tests taken within a minimum 24-hour interval at any time after recovery	No	Yes Plus as part of the eligibility assessment, if recovery is less than 30 days to planned departure, obtain two negative COVID-19 PCR tests taken within a minimum 24-hour interval at any time after recovery	More information to be provided soon
Two COVID-19 (PCR) tests on two separate days (with a minimum 24-hour interval) within 96 hours of the departure flight to China (final flight, if travelling indirectly). One of the two tests must be within 72 hours of departure. This test must be done by a testing provider approved by your Chinese Embassy/Consulate.	Yes	Yes	Yes	Yes	Yes Must take within 96 hours of starting Games-time role
One immunoglobulin (IgM) antibody test within 72 hours of the departure flight to China (final flight, if travelling indirectly).	No	No	Yes	Yes if recovery from COVID-19 infection is less than 30 days to planned departure	More information to be provided soon
Quarantine for 21 days upon arrival in China	No	No	Yes	Yes	Not applicable



COVID-19 RELATED TESTS – FREQUENTLY ASKED QUESTIONS



Common questions from participants

Answer

The Playbook states that one test must be done by a testing provider approved by your Chinese Embassy/Consulate. Is it possible to get approval for a testing centres not on the Embassy list?

As CLO, you will need to request approval of the new testing centre. The process of how to do this will be released soon and we will update this FAQ. Please keep looking at the CLO Portal for latest information

For an updated answer please see next slide 25



APPLYING FOR APPROVED COVID-19 TESTING PROVIDERS

+ New updated regarding pre-departure testing providers

For CLOs seeking to utilise additional pre departure testing providers (in addition to those detailed on Chinese authority websites), then they can access the Guidance [05. Guideline for application of additional testing labs.pdf](#) and the Letter [06. Letter of Commitment.docx](#) on the CLO Portal. These documents have also been made available to NOCs through the Beijing 2022 NOC Extranet.

As noted in the recent Stakeholder Briefings, the 1st PCR test (within 96 hours) can be undertaken by any testing provider officially approved by your own national health authority. The "within 72 hour" PCR test is the test that is to be undertaken per Chinese Consulate's approved lists, subject to the process highlighted here where this is not possible.

When completing your application, please follow the instructions in the Guide and submit the materials requested to your Beijing 2022 FA counterpart.

KEY AREAS OF FOCUS

1. Please submit both official certification (preferably in English) that the testing provider legally conducts Covid-19 tests, and the commitment signed by RP or CLO on behalf of the RO. Missing either one of the two will not meet the requirements from the Ministry of Foreign Affairs of China, thus invalidating the application from being verified.
2. The provider information in the commitment must be consistent with the information contained in the official certification.
3. If multiple providers wish to be included, please fill information of ALL the providers to be added in the commitment, rather than one or several providers.
4. For several branches of a provider to be added, please list the addresses of all branches, and the corresponding Chinese embassies/consulates. Branches at different addresses might be verified by different Chinese embassies/consulates. If only one address is included, only the branch at the included address will be verified.

Guide for Stakeholders to Apply for Adding Approved Covid-19 Testing Providers

I. Who can Apply. The relevant Responsible Person (RP for short) of the Responsible Organization (RO) of the stakeholder or its CLO can submit application to **Letter of Commitment** providers.

II. What to I: _____ (name of Responsible Organization of stakeholder) hereby provider legal applies to add the following testing providers (detailed information as RP or CLO or attached) to the list of approved Covid-19 testing providers.

III. How to A

1. The F required
2. Beijing for the
- qualific:

No.	Name of Providers	Address	Website	Phone	E-mail	Corresponding Chinese Embassy/Consulate
1						
2						
3						

and hereby I promise:

1. The testing providers mentioned above are approved and qualified by the authorities of its country/region to conduct COVID-19 tests, and the official documents provided by us are true and faithful.

2. The testing providers mentioned above have the capacity to conduct

5. AFTER RECEIVING NEGATIVE TEST RESULTS

- QUICK GUIDE – GREEN HEALTH CODE
- FREQUENTLY ASKED QUESTIONS

Step	When to complete
1	Before you travel
2	At least 14 days before departure
3	Daily from 14 days before departure
3a	14 days prior to start of Games-time role
3b	At least 8 working days before departure
4	Within 96 hours of departure
5	After receiving negative test results
6	Within 24 hours of departure

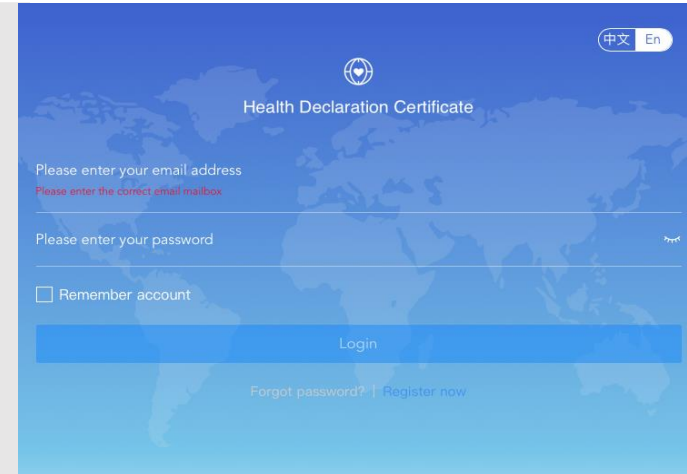
QUICK GUIDE – GREEN HEALTH QR CODE

The Green Health QR Code application is available at <https://hrhk.cs.mfa.gov.cn/H5/>

All travellers must complete an application. They will first need to register for an account. An instruction guide is available on the CLO Portal. When successful with the application, they will receive a QR Code.

International travellers who have previously been infected with COVID-19 will need to submit their ‘eligibility form’ – [FORM FOR OVERSEAS GAMES-RELATED PERSONNEL PREVIOUSLY INFECTED WITH COVID-19](#) to Beijing 2022 via the following email address: phs_1@beijing2022.cn Once the participant has been informed by Beijing 2022 they are eligible for travel to China, and has received a returned eligibility form signed and stamped by Beijing 2022, they need to upload the signed and stamped eligibility form during the Green Health QR Code online application process.

It is therefore important to start the ‘eligibility form’ process as soon as possible if you have previously been infected with COVID-19. The types of documents that you will need to submit when applying for your Green Health QR Code are below. Please note these may be subject to change based on the requirements of the Chinese authorities.



If you **HAVE** been infected with COVID-19 previously, and recovered **LESS** than 30 days, please prepare:

1. For Overseas Games-related Previously Infected with COVID-19) form signed and stamped by Beijing 2022
2. Passport
3. PVC or Visa and Invitation Letter from Beijing 2022 (PU Letter)
4. PCR Test Result within 72 hours before the departure of your flight to Beijing (final flight, if you are travelling indirectly)
5. Flight Itinerary
6. Vaccination Documents
7. IgM Antibody Test Result within 72 hours before departure of your flight to Beijing (if you are not fully vaccinated before 14 days of departure)

If you **HAVE** been infected with COVID-19 previously, and recovered **MORE** than 30 days, please prepare:

1. For Overseas Games-related Previously Infected with COVID-19) form signed and stamped by Beijing 2022
2. Passport
3. PVC or Visa and Invitation Letter from Beijing 2022 (PU Letter)
4. PCR Test Result within 72 hours before the departure of your flight to Beijing (final flight, if you are travelling indirectly)
5. Flight Itinerary
6. Vaccination Documents

If you **HAVE NOT** been infected with COVID-19 previously, please prepare:

1. Passport
2. PVC or Visa and Invitation Letter from Beijing 2022 (PU Letter)
3. Flight Itinerary
4. PCR Test Result within 72 hours before departure of your flight to Beijing (final flight, if you are travelling indirectly)
5. Vaccination Documents (document required to upload for ‘Vaccine Exemption’ to be confirmed)
6. IgM Antibody Test Result within 72 hours before departure of your flight to Beijing (if you are not fully vaccinated 14 days before departure)





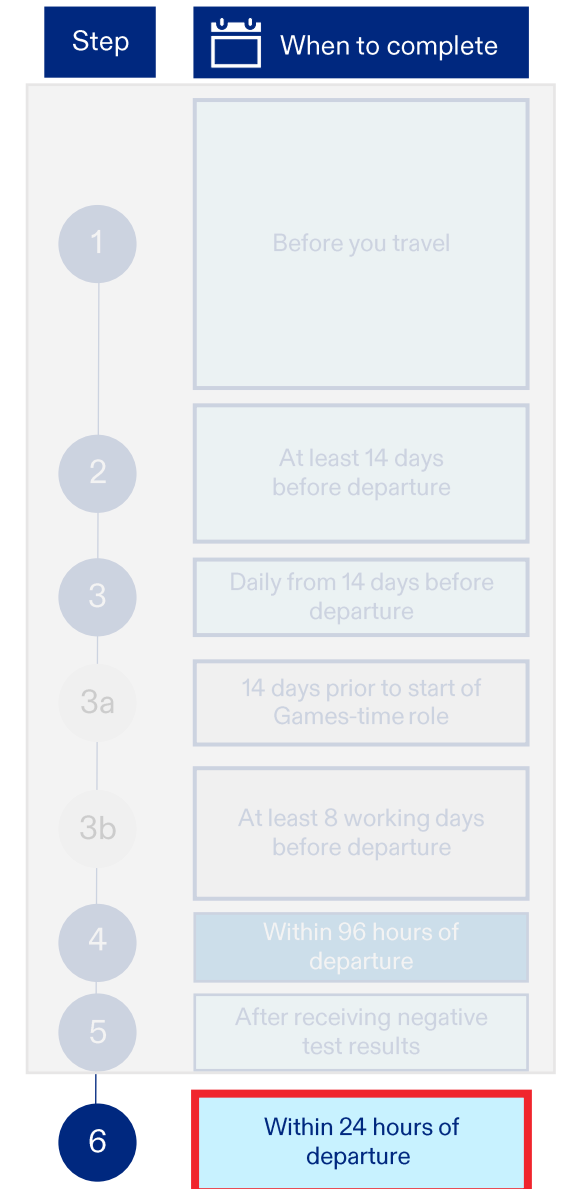
GREEN HEALTH CODE – FREQUENTLY ASKED QUESTIONS



Common questions from participants	Answer
What documents will I need to upload when filling in the Green Health QR Codeform?	See list on slide 27
Whilst trying to register for an account in the Green Health QR Code application form, I didn't receive the verify code, what should I do?	Check your spam mail box. Or please type in the same letter case with the verify code received ?
While submitting Personal Information, I received an error 'ID card authentication failed'.	Change the 'type of document' to 'others' and upload the photo of your passport and PVC or Visa again.
How long will it take for my Green Health QR Code to be received?	It will take the respective Chinese embassy several hours to process your application.
What do I do with my Green Health QR Code?	Keep a screenshot or print a copy to show at check in at the airport

6. WITHIN 24 HOURS OF DEPARTURE

- QUICK GUIDE – CUSTOMS HEALTH DECLARATION



QUICK GUIDE – CUSTOMS HEALTH DECLARATION QR CODE

The Customs Health Declaration QR Code application is completed online at <https://health.customsapp.com/healthweb/home/pages/index/index.html>

It will be completed after Games participants have checked in for their flight (final leg of the flights if you are travelling indirectly) they know their seat number and before arrival into China.

Games participants may be travelling when they complete the declaration, using their mobile phone to access the Customs Health Declaration QR Code website.

All travellers must complete an application. After submission, Games participants will get a QR code, valid for 24 hours. They need to save the screenshot and show it during Customs clearance. It is strongly suggested to do this at a place with Internet access before boarding. Games participants will show their Customs Health Declaration QR Code to the Chinese authorities when they arrive in China.

The types of questions that you and your participants will need to answer when completing their Customs Health Declaration QR Code form are listed below. Please note this is not a complete list and may be subject to change by Chinese authorities.

- Entering or Exiting China / Name / Gender / Nationality and region / Occupation
- Passport details
- Flight number / seat number
- Mobile phone number
- Contact person in China
- Address in China
- Travel history during past 14 days / contact with individuals
- Own symptoms
- Test history / Vaccine history
- Select binding method: contact number or email (verify with the verification code)



A detailed step by step instruction guide will be released soon, please keep checking the CLO Portal for latest information

BEIJING 2022 COUNTRY ENTRY – SUMMARY OF PRE-DEPARTURE AND DEPARTING CHINA QR CODES REQUIRED

14 days before departure	After receiving the results of your test taken within 72 hours of your final flight to China at a Chinese-approved testing laboratory	Checking in at the airport for your final flight to China	Within 24 hours of your arrival in China, after checking in for your final flight to China	Boarding your final flight to China	On arrival in China	Withing 24 hours of departing China
--------------------------	---	---	--	-------------------------------------	---------------------	-------------------------------------

Green health QR code
<https://hrhk.cs.mfa.gov.cn/H5/login>

Log-in to the **green health QR code system** and complete the application. Your QR code will turn green in the system once your application is approved



Show your green health QR code to the staff at the check in counter

Show your green health QR code to the staff at the boarding gate

Customs health declaration QR code
<https://health.customsapp.com>

Log-in to the **customs health declaration QR code system** and complete the application. You will receive your QR code



Show the customs health declaration QR code to the staff at the boarding gate (if requested)

Show the customs health declaration QR code to the customs authorities on arrival in China

Log-in to the **customs health declaration QR code system** and complete the application. You will receive your QR code



“My2022” app: Health Monitoring System (HMS)

Upload your test result certificate and vaccine certificate to the HMS system

Download the **My2022 app**, log in to the HMS and enter your health information daily